



Wedding & Commercial

DJfa *Filmmaking*

Photography changed my life—not because of the camera, but because it taught me how to see, feel, and tell stories. Over the years, I realized that talent alone is never enough. What truly shapes a creative career is the right guidance, strong fundamentals, real-world exposure, and continuous mentorship. This academy was created to bridge the gap between passion and profession, where students learn not just techniques, but develop vision, discipline, and confidence to grow in the industry. “Frame se future tak, we are with you.” This is not just a line, it is a commitment. From your very first frame to building a sustainable creative future, we stand by you at every step—guiding, mentoring, and supporting your journey. Our goal is to create not just photographers and filmmakers, but responsible visual storytellers who are ready to face the real world with clarity and purpose.

Dhruvin Jain
Founder & director





Welcome to DJFA

Dhruvin Jain Film & Academy is a professional photography and filmmaking academy built with a clear mission — to transform passionate learners into confident working professionals.

We believe real learning happens beyond classrooms. Our teaching approach focuses on hands-on training, industry exposure, live projects, and mentorship, ensuring that every student graduates with skills, confidence, and a strong portfolio.

Whether you aim to become a photographer, cinematographer, editor, or content creator, this masters program is designed to prepare you for the real creative industry.

Discover your vision

At DJFA, we help you uncover the artist within guiding you to see the world with purpose, clarity, and creativity. Every class, every shoot, and every session brings you closer to understanding your unique visual identity.

Journey of discovery

Learning with us is not just a course. it's a transformational journey. From your first click to your final portfolio, we walk with you through hands-on shoots, studio practices, real projects, and continuous mentorship.

Frame your story

Photography, cinematography, and editing are more than skills. they are ways to express who you are. We teach you how to craft meaningful stories, shape powerful visuals, and translate imagination into impactful art.

Achieve your dreams

With industry-level training, expert guidance, and a supportive creative community, DJFA empowers you to turn passion into profession. Whether your goal is to build a career or elevate your craft, your dream begins here.

Our International Student Presence

Empowering students from diverse countries through structured, industry-focused education

- Canada
- United states
- Saudi Arabia - Kuwait & Dubai
- Afganistan
- Pakistan
- Thailand
- India
- Australia
- New zealand



Achievements

Canon
Delighting You Always

Congratulations!
to all the 8 storytellers who
#VibeWithCanon

 Siddharth Sharma EOS Ambassador	 Arjun Mark EOS Ambassador	 Dr. Caesar Sengupta EOS Maestro	 Reji Bhaskar EOS Maestro
 Tathagata Ghosh EOS Influencer	 Mansi Thakkar EOS Influencer	 Tapan Seth EOS Explorer	 Dhruvin Jain EOS Explorer

From 18th to 22nd February
Let's celebrate your winning in

JAPAN

GET READY TO VISIT

The Canon Global Headquarters	The Timeless Canon Museum	The Beautiful Karuzawa Town	The Mesmerising Mt. Fuji
----------------------------------	------------------------------	--------------------------------	-----------------------------

Let's Get Going



Congratulations
WINNERS
For
#VibeWithCanon

THE **FIFTH** EDITION

 Siddharth Sharma EOS Ambassador	 Jagdeep Rajput EOS Ambassador	 Gaurav Shukla EOS Maestro	 Aprtim Saha EOS Maestro
 Sachin Chandra EOS Influencer	 Sudha Khatri EOS Influencer	 Dhruvin Jain EOS Explorer	 Neeraj Vishwakarma EOS Explorer

ON WINNING
CANON GEARS
WORTH **MRP 3 LAKHS**



Dhruvin Jain

The Light Whisperer

Dhruvin Jain is a visionary photographer and master mentor whose journey spans over two decades of professional excellence. Known for his refined command over light and storytelling, he blends technical precision with artistic depth, shaping photographers who are confident, industry-ready, and creatively distinctive.

A distinguished Canon EOS Explorer, Dhruvin Jain brings global standards of imaging excellence into every classroom. His mentorship is rooted in clarity, discipline, and attention to detail, ensuring that every student graduating from DJFA carries not just skills, but a strong visual foundation capable of excelling in photography and cinematography worldwide.

- **CANON Mentor of Gujarat.**
- **2 decades** of Professional Photography Experience
- **1500+** Workshops & **5000+** Students Trained Across India and Countries Like **Thailand, Canada, New Zealand, Dubai, USA, Australia, Kuwait & More**



Unnati Panchal

Fashion & Product Visual Specialist

Unnati Panchal is a seasoned visual artist with 8 years of professional experience, specializing in fashion and product photography. Her refined aesthetic and precision-driven approach help elevate brands through impactful visual storytelling. With a strong understanding of styling, lighting, and composition, she ensures every frame reflects clarity and elegance.

Balancing creativity with commercial relevance, she delivers industry-ready visuals while mentoring aspiring photographers with a focus on strong fundamentals and originality.

- Specialization in **Fashion & Product** Photography
- **12 Years+** of Professional Photography Experience
- **Expertise** in Conceptual Shoots, Brand Visuals & Commercial Storytelling





Karan Tailor

Cinematography & Post-Production Specialist

Karan Tailor is a passionate video editor with 8 years of hands-on experience in turning raw footage into powerful stories. His journey in video editing is driven by creativity, patience, and a deep love for visual storytelling. Having worked on a wide range of projects, Karan understands both the art and the hustle behind professional editing.

- **8 Years** of Experience in Photography, Cinematography & Editing
- 6 Years of **Professional Video Editing Experience** in the IT Industry
- **Expertise** in Visual Storytelling, Motion Design & Post-Production Workflows



Dhara Shah

Couple Portrait Photography Specialist

Dhara Shah is a dedicated photography mentor at DJFA, with 2 years of professional experience and a strong foundation in photographic fundamentals, also a two-time winner at the #GujaratInFocus6 Photography Exhibition organized by Dumas Art Project, a recognition that highlights her creative eye, technical precision, and artistic storytelling ability. Her award-winning work reflects her commitment to quality visuals and continuous growth in the field of photography.

- **2 Years** of Experience in Photography, Cinematography & Editing
- Two-time winner of the #GujaratInFocus6 Photography Exhibition (2026), organized by Dumas Art Project.
- Specialization in Couple & Portrait Photography

*P*remises - professional Studio

A fully equipped photography & cinematography studio with industry-grade lights, modifiers, backdrops, and shooting setups for portrait, fashion, product, and commercial work. Hands-on exposure to professional cameras, lenses, stabilizers, tripods, and filmmaking accessories, so students learn by shooting, not just observing.



Classroom

A comfortable, focused learning space for theory sessions, visual breakdowns, live demonstrations, and mentor-led discussions.



Editing Room

A dedicated post-production space with high-performance systems for photo editing, video editing, color grading, and sound work using industry-standard software.



Office, Lobby & Creative Zone



Cinematography

Fundamentals

01

Duration : 15 Days





1. *Introduction to Cinematography*

Learn the **core principles** of cinematic video creation. Understand visual **flow, motion, and storytelling**. Build a strong foundation for professional filmmaking.

2. *Equipment Knowledge*

Hands-on use of **tripods, gimbals, sliders, drones, and Insta 360**. Learn **light stands, C-stands, grids, gobos, and light shapers**. Understand where and why each tool is used on set.

3. *Camera Settings for Video*

Master **FPS, shutter speed, aperture, ISO, and white balance**. **Control exposure, motion blur, and video consistency**. Achieve smooth and cinematic footage in any lighting.



4. *Log & RAW Shooting*

Understand **log profiles** and **RAW video** formats. Capture maximum dynamic range and **color depth**. Prepare **footage** for professional **color grading**.

5. *Lighting Fundamentals*

Learn light **wattage**, **power**, **light seconds**, and **modifiers**. Control light **direction**, **distance**, and **background treatment**. Create balanced and professional lighting setups.

6. *Cinematic Lighting Styles*

Understand **high-key** and **low-key** lighting concepts. Create mood using **constant**, **LED**, and **natural lights**. Develop cinematic depth and atmosphere in shots.



Advance

Cinematography

Duration : 15 Days

02





1. *Frame & Composition*

Students learn advanced **framing techniques, composition rules, and visual balance** to create impactful shots. Focus is given to **camera movements, shot sizes, and detailed shot planning** to enhance cinematic storytelling.

2. *Shooting Techniques*

Learn the **core principles** of cinematic video creation. Understand **visual flow, motion, and storytelling**. Build a strong foundation for professional filmmaking.



3. *Creative Motion Techniques*

Hands-on experience in **time-lapse, hyper lapse, and stop-motion cinematography**. Students learn **planning, execution, and camera control** to capture visually engaging motion-based sequences.





5. Art Direction

In-depth training on **storyboarding, music selection, and costume planning**. Students learn how strong pre-production decisions directly enhance narrative clarity and emotional impact.

4. Pre-Production Planning

Students develop a strong sense of **visual style, mood, and creative direction**. Emphasis is placed on **color, texture, lighting mood, and aesthetic consistency** across cinematic projects.



Video Editing

03

Duration : 30 Days





1. *Introduction to Premiere Pro*

This session introduces to the **basic filmmaking workflow, system requirements** for video editing, and an **overview of Adobe Creative Cloud**. It covers media **cache management**, a quick interface walkthrough, starting a new project with **proper sequence settings, and understanding** the basic **flow of story building** in a timeline.

2. *Importing and Organizing Media*

This session explains how to **import video, audio, and image files** correctly into the editing software, organize them using bins and **color labels**, and **follow practical footage management techniques** to keep projects **clean, structured, and easy** to edit efficiently.

3. *Basic Editing Techniques*

This session focuses on timeline editing techniques such as **insert, overwrite, and ripple edits, along with essential trimming tools and shortcuts for faster editing**. It also covers adding and editing **still images** within a video sequence and creating **dynamic motion** to enhance visual flow and storytelling.

4. Working with Audio

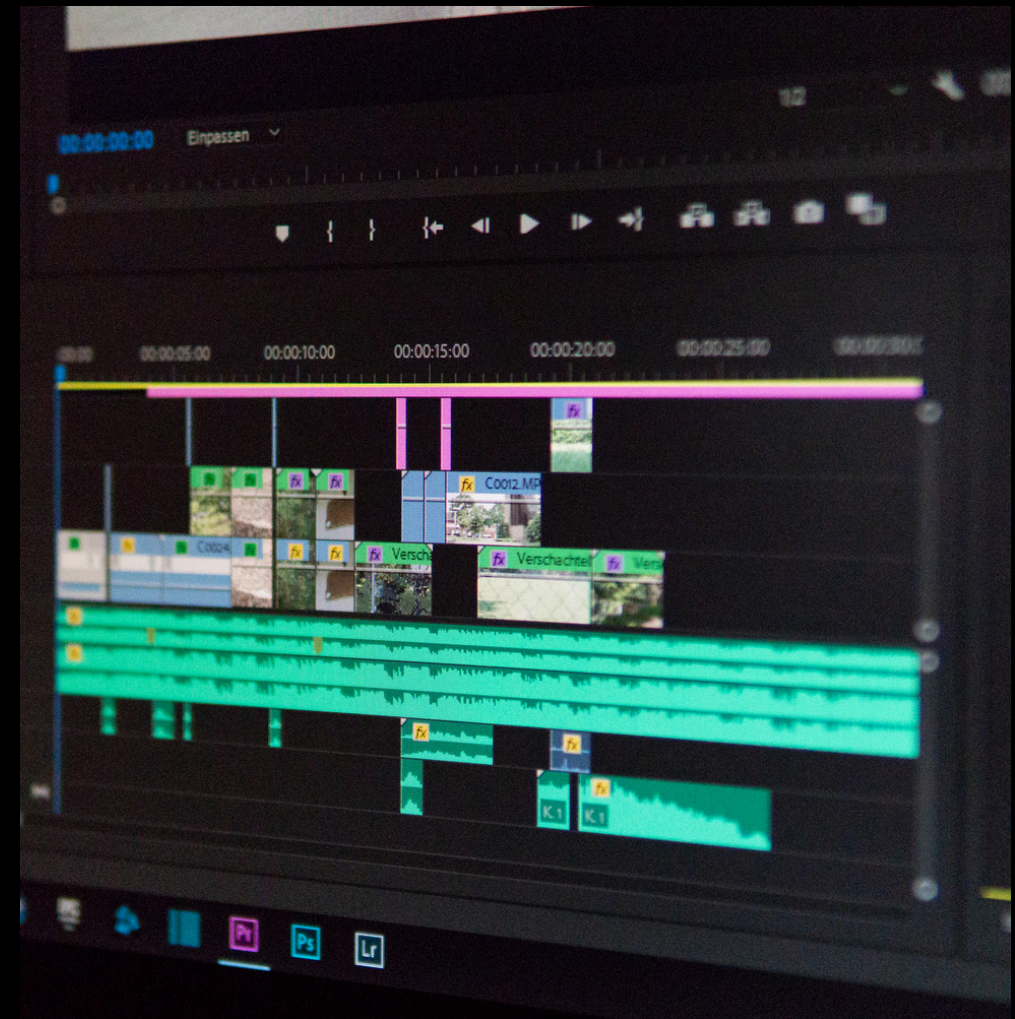
This session covers **multi-camera footage** editing for seamless **angle switching**, along with audio transitions and basic **noise reduction** techniques. Students learn to use the Essential **Sound Panel** effectively and understand the fundamentals of adding **voiceovers** and **sound effects** for clean, balanced audio.


5. Color Correction & Grading

This session introduces **Lumetri Color**, focusing on matching shots for visual continuity and applying basic **color grading techniques** such as **contrast**, **white balance**, and **saturation**. Students also learn to create **cinematic looks using LUTs** and understand how to **work with LOG** and **flat color** profiles for **better dynamic range** and professional results.

6. Titles, Graphics & Text

This session covers the use of the Essential **Graphics Panel** to design lower thirds and **cinematic titles**. Students learn to work with **motion graphics templates (MOGRTs)** and **animate text** and **logos** to enhance visual appeal and branding.





7. *Transitions & Effects*

This session focuses on **applying and customizing video transitions, using basic effects like blur, glow, and color enhancements, and creating speed ramping and slow-motion effects.** It also covers **stabilization techniques, including Warp Stabilizer, to smooth handheld shots and improve visual quality.**

9. *AI-Powered Tools in Premiere Pro*

This session provides an overview of AI-powered tools such as **Auto Reframe and Scene Edit Detection**, along with how third-party AI tools enhance Adobe workflows. Students explore **text-to-image and image-to-video** creation using AI, learn the **Remix Tool** for audio and video, and **gain practical tips and tricks to speed up editing and boost creativity.**

8. *Cinematic Techniques in Editing*

This session explores storytelling through **effective cuts, building rhythm and pacing in edits, and creating music video–style sequences by cutting precisely on beats** to enhance energy and emotional impact.

10. *Export & Adobe Ecosystem Integration*

This module focuses on **exporting videos for social media and film using proper settings, codecs, and presets**, along with understanding **vertical and horizontal formats.** It also introduces Adobe integration through **Dynamic Link with After Effects and importing Photoshop edits** for smooth workflows.

You will learn...

Short Film Concept Shooting

- Creating a short film to train students as future filmmakers
- Hands-on experience in direction, camera, and storytelling



Prewedding film

- Cinematic storytelling and emotional flow
- Location-based narrative shooting



Reel creation

- Complete content support with required accessories and props
- Models / talent provided for professional reel and portfolio shoots



Product – Fashion Cinematic Film & Reels

- Complete content support with required accessories and props
- Models / talent provided for professional reel and portfolio shoots



Documentaries & Podcast

- Complete content support with required accessories and props
- Models / talent provided for professional reel and portfolio shoots



Event highlight & videos

- Field-based event coverage at real locations outside Surat (e.g., fashion shows)
- Hands-on experience in live event shooting and highlight video creation



Youtube video shoot

- Planning and shooting YouTube-ready content
- Camera framing, lighting, and workflow for long-form videos





Career Counseling & Resume / Portfolio Development:

Career Counseling & Resume / Portfolio Development: One-on-one and group guidance to help students identify career paths, build strong resumes, curate professional portfolios, and prepare for industry opportunities.

Guest Sessions by Professionals

Exclusive sessions conducted by industry experts covering career journeys, current trends, client handling, pricing, and real-life project experiences.





Handling Real Clients with Mentorship

Exclusive sessions conducted by industry experts covering career journeys, current trends, client handling, pricing, and real-life project experiences.



Own Commercial Shoot (Planning to Delivery):

Each student will execute a complete commercial project independently—from concept planning and pre-production to shooting, editing, and final delivery.

Managing Budgets, Teams, and Timelines

Practical exposure to budgeting, coordinating with teams, scheduling shoots, and delivering projects within deadlines, just like real industry scenarios.

Final Portfolio Submission (Photo + Video):

Submission of a professionally curated portfolio showcasing photography and videography work developed throughout the program.



S ***tudent Works & Testimonials***

Harshil Paris

DJFA Graduate

Harshil Paris began his journey as a student at DJFA, where he developed a strong foundation in photography through structured learning and hands-on practice. Over time, he discovered his passion for product photography and refined his skills in lighting, composition, and visual storytelling. Today, Harshil is working as a professional product photographer, creating clean, impactful visuals for brands while maintaining a sharp, detail-driven approach shaped by his learning at DJFA.






Henny Shah

DJFA Graduate

Henny Shah joined DJFA to pursue the one-year Master's program in Photography and Filmmaking with a passion to build a meaningful creative career. During her time at the academy, she moved beyond basic techniques and developed a refined way of seeing photography—understanding light, composition, mood, and storytelling in a deeper, more intentional way. The hands-on training, real-time shoots, and continuous mentorship allowed her to experiment, learn, and grow with confidence. Through this structured learning environment, Henny shaped a strong creative perspective and a professional workflow. Today, she is earning through her photography, creating impactful visuals, and working with clarity, confidence, and a distinctive artistic vision shaped by her journey at DJFA.



Portfolio Highlights: Henny Shah



Sujal Lad

DJFA Graduate

Sujal Lad joined DJFA to pursue his Masters in Photography and Filmmaking, where he refined his creative vision and technical skills. Through structured learning and practical exposure, he developed a strong understanding of visual storytelling and composition. Mentorship at DJFA helped Sujal look beyond just capturing images, focusing instead on meaning, mood, and detail. His internship experience with live client projects strengthened his professional approach and confidence. Today, Sujal is actively earning through photography, known for his growing creative insight and disciplined visual sense.



Portfolio Highlights: Sujal Lad



Kenit patel

DJFA Graduate

Kenit Patel joined DJFA to pursue his Masters in Photography and Filmmaking, where he discovered a strong inclination towards product photography. Through focused training and hands-on practical sessions, he developed a sharp eye for detail, lighting, and brand-oriented visuals. Mentorship at DJFA helped him understand how to translate products into compelling visual stories. Working on live client projects during his internship strengthened his professional workflow and market understanding. Today, Kenit is working as a product photographer, creating clean, impactful visuals for brands and businesses.



Portfolio Highlights: Kenit Patel



Ayush Tak

DJFA Graduate

Ayush Tak joined DJFA to pursue his Masters in Photography and Filmmaking, where his journey transformed both creatively and professionally. Through in-depth training and hands-on practical sessions, he developed a unique visual perspective and a strong sense of storytelling. Under the mentorship of Dhruvin Sir, Ayush gained clarity in concepts and confidence through real-time demonstrations. During his internship, working with live clients helped him understand client vision and deliver impactful results. Today, Ayush is successfully earning through photography, known for his sharp eye and thoughtful visual approach.



| Portfolio Highlights: Ayush Tak



Bonil Gandhi

DJFA Graduate



Bonil Gandhi has been one of the most sincere and dedicated learners at DJFA. From the beginning of his photography journey with us, he showed strong curiosity, creative interest, and a willingness to practice beyond classroom hours.

During his training, Bonil actively participated in practical shoots including jewellery, product, catalog, and concept photography. He quickly developed a good understanding of lighting setups, composition, and shoot execution. What stood out most was his consistency and openness to feedback, he kept improving with every project.

He successfully built an industry-ready portfolio during the course and handled studio workflows with growing confidence. We've seen a clear transformation in his technical skills as well as his creative thinking.



| Portfolio Highlights: Bonil Gandhi



Vishal Nebhnani

DJFA Graduate

What truly set Vishal apart was his dedication to storytelling, composition, and emotional depth. Through structured mentorship, hands-on projects, and real-world exposure at DJFA, he developed a distinctive visual style that allowed his work to stand out in a highly competitive market.

Coming from a region where clients were once hesitant to pay even fifty thousand for wedding photography, Vishal transformed not only his own career but also the perception of professional photography in his area. Today, he confidently charges fees running into lakhs, with his work speaking louder than any pricing conversation.

His exceptional work has been republished by Maghord and Sigma, gaining national and international recognition. Today, Vishal Nebhnani is regarded as a well-known wedding and pre-wedding photographer in Rajasthan, trusted for his consistency, creativity, and cinematic storytelling.

Vishal's journey stands as a powerful example of how the right education, guidance, and persistence can turn passion into a premium profession.





Dheeraj Rajoriya


DJFA Graduate

Dheeraj joined DJFA with a strong interest in photography and a clear intent to grow professionally. During his training with us, he was very committed to learning the technical and creative aspects of shooting — especially lighting control, product detailing, and jewellery photography.

He actively participated in practical sessions and real-shoot formats, and consistently worked on improving his execution and visual quality. With each project, his confidence and understanding of professional workflows became stronger.

After completing his training, Dheeraj went on to build his own photography setup, applying what he learned at DJFA into his own working environment. It's rewarding for us to see students translate their learning into real infrastructure and independent practice.





Tilak Vadher

DJFA Graduate

Tilak Vadher joined DJFA at just 16 years of age, driven by a strong passion for photography and a clear eagerness to learn. From the very beginning, he stood out for his curiosity, discipline, and willingness to practice beyond regular sessions.

He actively participated in hands-on shoots including jewellery, product, and concept photography, and showed quick improvement in lighting control, framing, and shoot execution. Tilak was always open to guidance and applied feedback seriously, which helped him grow faster than expected for his age.

What makes his journey especially inspiring is that after his training, he stepped into freelance photography at a very young age and began handling independent projects with confidence and responsibility.





Chaitali Parmar

DJFA Graduate

Chaitali Parmar began her journey as a student at DJFA, where she completed her Master's program in Photography and Filmmaking. During her time at the academy, she developed a deep understanding of lighting, posing, safety, and storytelling—essential skills for maternity and kids photography. With consistent practice and real-world experience, she built her own professional studio and established herself as a well-known specialist in kid and maternity photography. Today, Chaitali not only creates beautiful and emotionally meaningful visuals but also mentors aspiring photographers, sharing practical knowledge, industry insights, and proven workflows to help them grow with confidence and professionalism.





Alumni who turned Mentors



Satish Kalal

Satish Kalal is a wedding cinematographer, editor, and mentor who guides beginners in storytelling, camera movement, and professional editing. His practical approach helps students build strong skills and confidence in wedding filmmaking.



Chaitali Parmar

From student to studio owner, Chaitali Parmar now mentors others in maternity and kids photography, sharing practical skills to build creative and professional shoots.



Vishal Nebhnani

Once a student, now a mentor, Vishal Nebhnani teaches beginners across Rajasthan wedding and pre-wedding photography and professional photo editing, helping them build strong skills through practical and simple learning.



Sunny

Sunny is a wedding and pre-wedding photographer who conducts hands-on workshops across multiple states, mentoring photographers with practical shooting techniques and real-world industry experience.



Dhara Shah

From student to freelancer and mentor, Dhara Shah guides aspiring photographers with practical knowledge, helping them build strong skills and confidence in their photography journey.



Karan Tailor

From student to mentor, Karan Tailor is a cinematographer and video editor who trains aspiring creators with practical skills in filming and professional video editing.

Mananli - On field Practice Session









Spiti - Immersive Landscape capture session





Learning Beyond Classrooms: Outdoor Workshop at Dang







 ***Outdoor Photography Workshop at Waghai Waterfall***







Guiding Students at VNSGU (Veer Narmad South Gujarat University)



Tour of Harshil Film City – Exploring Real-Time SFX Setups



An Exclusive Photography Session with an International Model



Street Stories: Photowalk with a Model



Wild Aesthetics: Photo Walk with Model and Snakes



Hands-On Wedding Session with Mock Bride in a Simulated Setup



Batch **2022-2023** of Masters in photography & Film-making

Industry-Standard Brands We Train & Create With

Canon

SONY

FUJIFILM

Nikon

Profoto

Godox

NANLITE

DiGiTek

Aputure

RØDE

VELBORN

VANGUARD

Tyfy

APRAMATT

dji

Insta360

GoPro

Manfrotto

BOYA



TAP TO CONNECT WITH US

