

JEWELLERY PHOTOGRAPHY

Djfa

Photography & Photo-editing



Photography changed my life—not because of the camera, but because it taught me how to see, feel, and tell stories. Over the years, I realized that talent alone is never enough. What truly shapes a creative career is the right guidance, strong fundamentals, real-world exposure, and continuous mentorship. This academy was created to bridge the gap between passion and profession, where students learn not just techniques, but develop vision, discipline, and confidence to grow in the industry. “Frame se future tak, we are with you.” This is not just a line, it is a commitment. From your very first frame to building a sustainable creative future, we stand by you at every step—guiding, mentoring, and supporting your journey. Our goal is to create not just photographers and filmmakers, but responsible visual storytellers who are ready to face the real world with clarity and purpose.

Dhruvin Jain
Founder & director





Welcome to DJFA

Dhruvin Jain Film & Academy is a professional photography and filmmaking academy built with a clear mission — to transform passionate learners into confident working professionals.

We believe real learning happens beyond classrooms. Our teaching approach focuses on hands-on training, industry exposure, live projects, and mentorship, ensuring that every student graduates with skills, confidence, and a strong portfolio.

Whether you aim to become a photographer, cinematographer, editor, or content creator, this masters program is designed to prepare you for the real creative industry.

Discover your vision

At DJFA, we help you uncover the artist within guiding you to see the world with purpose, clarity, and creativity. Every class, every shoot, and every session brings you closer to understanding your unique visual identity.

Journey of discovery

Learning with us is not just a course. it's a transformational journey. From your first click to your final portfolio, we walk with you through hands-on shoots, studio practices, real projects, and continuous mentorship.

Frame your story

Photography, cinematography, and editing are more than skills. they are ways to express who you are. We teach you how to craft meaningful stories, shape powerful visuals, and translate imagination into impactful art.

Achieve your dreams

With industry-level training, expert guidance, and a supportive creative community, DJFA empowers you to turn passion into profession. Whether your goal is to build a career or elevate your craft, your dream begins here.

Our International Student Presence

Empowering students from diverse countries through structured, industry-focused education

- Canada
- United states
- Saudi Arabia - Kuwait & Dubai
- Afganistan
- Pakistan
- Thailand
- India
- Australia
- New zealand



Achievements

Congratulations!
to all the 8 storytellers who
#VibeWithCanon

 Siddharth Sharma EOS Ambassador	 Arjun Mark EOS Ambassador	 Dr. Caesar Sengupta EOS Maestro	 Reji Bhaskar EOS Maestro
 Tathagata Ghosh EOS Influencer	 Mansi Thakkar EOS Influencer	 Tapan Seth EOS Explorer	 Dhruvin Jain EOS Explorer

From 18th to 22nd February
Let's celebrate your winning in

JAPAN

GET READY TO VISIT

The Canon Global Headquarters	The Timeless Canon Museum	The Beautiful Karuzawa Town	The Mesmerising Mt. Fuji
----------------------------------	------------------------------	--------------------------------	-----------------------------

Let's Get Going



Congratulations
WINNERS
For
#VibeWithCanon

THE **FIFTH** EDITION

 Siddharth Sharma EOS Ambassador	 Jagdeep Rajput EOS Ambassador	 Gaurav Shukla EOS Maestro	 Apratim Saha EOS Maestro
 Sachin Chandra EOS Influencer	 Sudha Khatri EOS Influencer	 Dhruvin Jain EOS Explorer	 Neeraj Vishwakarma EOS Explorer

ON WINNING
CANON GEARS
WORTH **MRP 3 LAKHS**



Dhruvin Jain

The Light Whisperer

Dhruvin Jain is a visionary photographer and master mentor whose journey spans over two decades of professional excellence. Known for his refined command over light and storytelling, he blends technical precision with artistic depth, shaping photographers who are confident, industry-ready, and creatively distinctive.

A distinguished Canon EOS Explorer, Dhruvin Jain brings global standards of imaging excellence into every classroom. His mentorship is rooted in clarity, discipline, and attention to detail, ensuring that every student graduating from DJFA carries not just skills, but a strong visual foundation capable of excelling in photography and cinematography worldwide.

- **CANON Mentor of Gujarat.**
- **2 decades** of Professional Photography Experience
- **1500+** Workshops & **5000+** Students Trained Across India and Countries Like **Thailand, Canada, New Zealand, Dubai, USA, Australia, Kuwait & More**



Premises - professional Studio

A fully equipped photography & cinematography studio with industry-grade lights, modifiers, backdrops, and shooting setups for portrait, fashion, product, and commercial work. Hands-on exposure to professional cameras, lenses, stabilizers, tripods, and filmmaking accessories, so students learn by shooting, not just observing.



Classroom

A comfortable, focused learning space for theory sessions, visual breakdowns, live demonstrations, and mentor-led discussions.



Editing Room

A dedicated post-production space with high-performance systems for photo editing, video editing, color grading, and sound work using industry-standard software.



Office, Lobby & Creative Zone





Introduction

Our Jewellery Photography & Photo Editing Course is a specialized program crafted for photographers, designers, and entrepreneurs who want to master the art of capturing jewellery with precision and elegance. In just 15 intensive classes over 1 month, you will learn both the technical and creative aspects of producing high-quality jewellery visuals that shine in catalogs, e-commerce platforms, and luxury brand campaigns.

This course covers everything from lighting setups, reflections, and angles to highlight gemstones and metals, to macro photography techniques that bring out intricate details. You will also gain expertise in professional photo editing and retouching workflows—removing dust, enhancing shine, balancing colors, and creating flawless images ready for print or digital use.

By the end of this program, you will have the skills to shoot premium jewellery content and edit it to perfection, giving your work the polished, luxurious appeal demanded by brands and clients.

Introduction to Jewellery Photography

- Understanding the significance of high-quality jewellery images and how they impact branding and sales. Overview of key challenges and how to overcome them.

Essential Photography Equipment

- A breakdown of cameras, lenses, tripods, light tents, and reflectors needed for professional jewellery photography. Selecting the right equipment based on budget and requirements.

Camera Setting and Techniques

- Optimizing ISO, aperture, and shutter speed to capture crystal-clear jewellery images. Understanding manual focus and depth of field for maximum sharpness





Lighting Setup & Control

- Exploring different lighting sources—natural vs. artificial. Best practice. for eliminating shadows, reducing reflections, and enhancing the brilliance of gemstones.

Essential Photography Equipment

- Choosing the right background to complement different jewellery types. How textures, colors, and props contribute to the final visual appeal.

Camera Setting and Techniques

- Crafting balanced compositions with well-thought-out angles. Techniques for highlighting intricate details and making jewellery look stunning in photos.

Reflection & Glare Management

- Understanding how reflections can make or break jewellery photography. Tricks to eliminate unwanted glare while preserving the natural shine of precious metals and stones.



Jewellery Photography & Post-Processing Management

- Capture, enhance, and perfect jewellery images with professional techniques. Learn photoshop for essential photography styles, advanced retouching, and expert troubleshooting for flawless results.


Practical exercises & Case Studies

- Hands-on practice with real jewellery pieces. Analysing successful jewellery photography examples and learning from industry experts.






Jewellery Photography



- Macro detailing and reflections control
- Highlighting craftsmanship and textures





TAP TO CONNECT WITH US

